

2024-2025

CLAY
ELEMENTARY
SCHOOL



Come to School

Excel

Show Respect

"You Can Count On Me"

Clay County

Table of Contents

Directions: Please complete at least one activity per month.

Month	Lesson Name	Page number
August	Kickoff	4
September	School Pride	7
	Following Expectations	9
	Safety	11
	Manners	12
	Sportsmanship	13
October	Safety in the Community	14
	Fire Safety	15
	Drug Prevention	16
	Bullying	17
	Trick or Treating Safety	18
November	American Pride	19
	Hunting Safety/Eddie the Eagle	20
	Thank a Veteran	21
	Being Thankful	22
	Giving	23
December	Kindness	24
	Grateful	25
	Giving Unto Others	26
January	Growing Up	27

	Careers	28
	Entre-Ed	29
	Money	30
	Personal Care	31
February	Multicultural	32
	Diversity	33
	Caring/Love/Friendship	34
	Multi-cultural	35
	Multi-cultural (CCHS)	36
March	Healthy Habits	37
	Eating	38
	Sleeping	39
	Exercise	40
April	Help the Planet	42
	Growth Mind Set	41
	Reduce	43
	Reuse	44
	Recycle	45
May	What's next?	46
	Sun/Water Safety	47
	Transition	48
Song Lyrics	"Count on Me" by Bruno Mars	49

Welcome Back Kickoff!



Breakfast

All grades go to their classrooms

Expectations video

**Teachers- Establish your PAX vision and work
on learning the school cheer!**



August: Welcome to School

SKILL: Expectations

Teachers: Please take 10 minutes to work with your students to learn the school cheer!

The cheer is:

C! Come to School!

E! Excel!

S! Show Respect!

Panthers always do their best!

Standards: DSS.K-2.1 & DSS.3-5.1 Understand Self and Others
DSS.K-2.2 & DSS.3-5.2 Maintain Positive Relationships
DSS.K-2.3 & DSS.3-5.3 Exhibit Respectful Behavior
DSS.K-2.17 & DSS.3-5.17 Assume Responsible Leadership



Show your pride!

1. Work with your students to create a PAX vision.

Example:



***Use your poster supplies to make your PAX vision for your classroom.**

September: School Pride

Skill: Sportsmanship- Cheer for each other!

Teachers: Please take 5 minutes every day during your morning circle to review and practice our school cheer!

The cheer is:

C! Come to School!

E! Excel!

S! Show Respect!

Panthers always do their best!

Come To School- We are excited to see you every day! You are part of our Panther family. This month, we are going to learn how to support each other and show our school spirit! Come to school every day and be ready to do the best you can.

Excel- Always do your best! Realize that sometimes we will win and sometimes we will not. Keep practicing and working hard.

Show Respect- By using kind words to encourage each other!

Standards: DSS.K-2.1 & DSS.3-5.1 Understand Self and Others

DSS.K-2.2 & DSS.3-5.2 Maintain Positive Relationships

DSS.K-2.3 & DSS.3-5.3 Exhibit Respectful Behavior

DSS.K-2.17 & DSS.3-5.17 Assume Responsible Leadership

Practice Time!

- 1. Practice your school cheer**
- 2. Use PAX vision to have students identify what it means to be a good fan.**
- 3. Play a game. As you see students display good sportsmanship, use a Granny Wacky Prize!**

GRANNY'S WACKY PRIZES: This strategy helps children work together for common happiness in the class for intrinsically motivating rewards. The process increases prosocial skills and delays gratification

- Select prizes randomly to reinforce performance of PAX
- Participate in prizes with your students with enthusiasm or pretend like you do not like the prize

Teacher Monthly Toolkit: Use your poster supplies in your toolkit to make posters for our school. This will be a school-wide competition. The winning classroom's poster will represent our school. Posters will be displayed throughout the school.

This month, be ready to tackle...

Following Expectations

Safety

Manners

Sportsmanship



September: Following Expectations

Skill: Following Directions

You will need:

- Two sandwich cookies per student and one piece of paper towel
- Lots of theatrics on your part!

You will want students to think this is a very serious lab. They will need to follow instructions very carefully. The first part has the student picking up the cookie - one hand on the top and the other hand on the bottom part - and then twisting it apart. Ask students to lick the filling off of the cookie and then put the two sandwich pieces back together. What's missing? The filling. Discuss with students how missing answers on assignments and quizzes is like missing the stuffing in your cookie. You would expect the cookie to have stuffing as much as the teacher would expect you to make your best effort to answer every question.

The second part has students taking one of the sandwich pieces from the first cookie and really giving it a good lick. Encourage students to really lick the cookie.

Then, ask the students what they should do if you asked them to trade cookies and eat someone else's cookie (DO NOT LET THEM ACTUALLY SWITCH COOKIES)? Talk about how disgusting eating a neighbor's cookie would be. Then segue into how this is true for the work that is turned into the teacher. Discuss how the work should be in good condition. No stains, boogers, dog bite marks, etc. You could really play this one up for the kids...and they get a kick out of it!

The last part has the students taking the second cookie and wrapping it up into the paper towel. You want to make sure it's not wrapped too tight or else you will have a cookie crumb explosion everywhere when you give the next instruction. Ask the students to make a fist and pound down on the wrapped cookie. I usually give the kids around 30s or so - coaxing some to put some muscle into it or warning others to take it easy. Once you think they have crushed the cookie enough, then say "Stop!" Have the students carefully unwrap the paper towel. What do they see? Students should say how their cookie is crumbled.

Relate the crumbled cookie to the quality of their work. They would expect a package of cookies to contain high quality cookies without being crumbled. The teacher expects high quality work. Discuss what you think constitutes high quality work in your classroom.

Close this activity by stressing how you know each student in the room can be their best and that you expect it!

Standards: DSS.K-2.1 & DSS.3-5.1 Understand Self and Others
DSS.K-2.2 & DSS.3-5.2 Maintain Positive Relationships
DSS.K-2.3 & DSS.3-5.3 Exhibit Respectful Behavior
DSS.3-5.6 Develop Academic Motivation
DSS.3-5.8 Achieve School Success



September: Safety

Skill: Protecting Yourself

1. Watch Protecting Yourself:

<https://www.youtube.com/watch?v=SY7RhBszp0k>

2. Watch Let's Go Walking:

<https://www.youtube.com/watch?v=jCpBH5zehI>

Standards: DSS.K-2.1 & DSS.3-5.1 Understand Self and Others

DSS.K-2.5 & DSS.3-5.5 Protect Emotional and Physical Safety


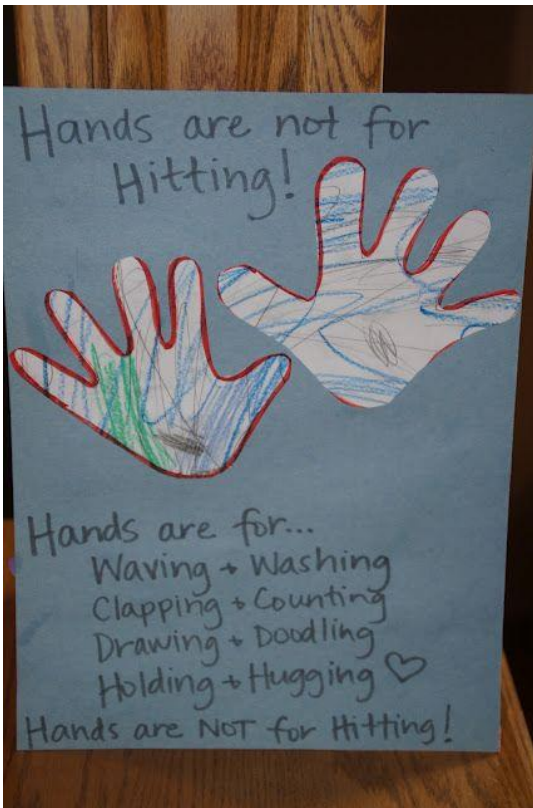
DSS.3-5.13 Careers and Life Success



September: Manners

Skill: Good Manners

1. Discuss good manners with students.
2. Select one of the photos below to use as a template (or create your own) to create a good manners creation with your students.



- Standards: DSS.K-2.1 & DSS.3-5.1 Understand Self and Others
DSS.K-2.2 & DSS.3-5.2 Maintain Positive Relationships
DSS.K-2.3 & DSS.3-5.3 Exhibit Respectful Behavior
DSS.K-2.17 & DSS.3-5.17 Assume Responsible Leadership
DSS.K-2.16 & DSS.3-5.16 Promote Social Justice



September: Sportsmanship



Skill: Sportsmanship- Cheer for each other!

1. Log-in to your TEAMS account and listen to “Pig the Winner.” [Read Aloud Books For Kids - Pig The Winner @read-a-longkidz \(youtube.com\)](https://www.youtube.com/watch?v=...)
2. Once they are finished reading, they will ask you 3 questions, please discuss these with your class:
 - What actions did Pig take that showed poor sportsmanship?
 - What words did Pig say that showed poor sportsmanship?
 - How do you think Pig’s poor sportsmanship made Trevor feel?
3. Once you have discussed the questions, use the following link to play jeopardy with your students.

<http://jeopardylabs.com/play/good-sportsmanship>

Standards: DSS.K-2.1 & DSS.3-5.1 Understand Self and Others
DSS.K-2.2 & DSS.3-5.2 Maintain Positive Relationships
DSS.K-2.3 & DSS.3-5.3 Exhibit Respectful Behavior
DSS.K-2.17 & DSS.3-5.17 Assume Responsible Leadership

October: Safety



Skill: Safety Within Our Community

Practice Time!

- 1. Begin each day by practicing the school cheer with your students!**

The cheer is:

C! Come to School!

E! Excel!

S! Show Respect!

Panthers always do their best!

- 2. Discuss community helpers and resources available within our community. (ex. Fire department, sheriff's office, etc.)**
- 3. Play the I Have/Who Has Game with students in toolkit**
- 4. Follow-up with Granny's Wacky Prize**

GRANNY'S WACKY PRIZES: This strategy helps children work together for common happiness in the class for intrinsically motivating rewards. The process increases prosocial skills and delays gratification

- Select prizes randomly to reinforce performance of PAX
- Participate in prizes with your students with enthusiasm or pretend like you do not like the prize

This month, be ready to tackle...

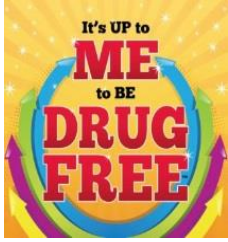
Fire Safety

Drug Prevention

Bullying

Trick-or-Treating Safety

October: Fire Safety




Skill: Fire Safety

1. You will be visiting the fire department with students to learn about fire safety.

Standards: DSS.K-2.1 & DSS.3-5.1 Understand Self and Others
DSS.K-2.2 & DSS.3-5.2 Maintain Positive Relationships
DSS.K-2.3 & DSS.3-5.3 Exhibit Respectful Behavior
DSS.K-2.4 & DSS.3-5.4 Decision Making and Personal Responsibility
DSS.K-2.5 & DSS.3-5.5 Protect Emotional and Physical Safety
DSS.K-2.17 & DSS.3-5.17 Assume Responsible Leadership
DSS.3-5.11 Develop Career Awareness
DSS.3-5.13 Careers and Life Success

October: Drug Prevention



Skill: Preventing Drug Abuse

1. Discuss being drug free with students.
2. Work together to create a bulletin board for drug prevention. This will be a competition.

Standards: DSS.K-2.1 & DSS.3-5.1 Understand Self and Others
DSS.K-2.2 & DSS.3-5.2 Maintain Positive Relationships
DSS.K-2.3 & DSS.3-5.3 Exhibit Respectful Behavior
DSS.K-2.4 & DSS.3-5.4 Decision Making and Personal Responsibility
DSS.K-2.5 & DSS.3-5.5 Protect Emotional and Physical Safety
DSS.K-2.17 & DSS.3-5.17 Assume Responsible Leadership
DSS.3-5.13 Careers and Life Success

October: Bullying

Skill: Preventing Bullying



1. Listen to the read aloud of “The Pout-Pout Fish and the Bully Bully Shark”
<https://www.youtube.com/watch?v=QevsebyyAUw>
2. Kids Against Bullying Signing Event:
<https://www.pacer.org/bullying/classroom/elementary/activities/take-the-pledge.asp>
Pledge Sign-up Sheet – students and others can add their names to the pledge sign-up sheet.
3. Please discuss the following questions with you students:
 - a. How do you define bullying?
 - b. Give examples of what bullying is and what it is not.
(Example: accidentally running into someone and apologizing while purposeful running into someone and making them fall is bullying)
 - c. Use technology (internet, email, social media, cell phone, pictures) and how they hurt others.

Standards: DSS.K-2.1 & DSS.3-5.1 Understand Self and Others
 DSS.K-2.2 & DSS.3-5.2 Maintain Positive Relationships
 DSS.K-2.3 & DSS.3-5.3 Exhibit Respectful Behavior
 DSS.K-2.4 & DSS.3-5.4 Decision Making and Personal Responsibility
 DSS.K-2.5 & DSS.3-5.5 Protect Emotional and Physical Safety
 DSS.K-2.17 & DSS.3-5.17 Assume Responsible Leadership

October: Trick-or-Treating Safety

Skill: Trick-or-Treating Safely

1. Watch Jack Hartman's Trick-or-Treating Safety Video:
<https://www.youtube.com/watch?v=8KCvk1SrYqI>
2. Remind students that there will be a block party at Clay County High School.

Standards: DSS.K-2.1 & DSS.3-5.1 Understand Self and Others
DSS.K-2.2 & DSS.3-5.2 Maintain Positive Relationships
DSS.K-2.3 & DSS.3-5.3 Exhibit Respectful Behavior
DSS.K-2.4 & DSS.3-5.4 Decision Making and Personal Responsibility
DSS.K-2.5 & DSS.3-5.5 Protect Emotional and Physical Safety
DSS.K-2.17 & DSS.3-5.17 Assume Responsible Leadership
DSS.3-5.13 Careers and Life Success



November: American Pride

Practice Time!



1. Begin each day by practicing the school cheer with your students!

The cheer is:

C! Come to School!

E! Excel!

S! Show Respect!

Panthers always do their best!

- 2. We are going to practice how to thank a veteran. You can thank a veteran just by saying “Thank you for serving”.**
- 3. This month’s competition will be to show your American Pride by dressing in as much red, white, and blue as possible for the Veteran’s Day Assembly. Classroom awards will be given for the most participation.**

Homework: Go home and ask if you have any veterans in your family. If you do, write them a letter that says, “Thank you for serving” or give them a call!

Review PAX Quiet as Veteran’s Day Assembly nears: PAX QUIET

- Your students will learn to focus their attention rapidly for an important intention and activity while reducing symptoms of anxiety, oppositional defiance, and/or trauma.
- Use PAX harmonica
- Use PAX Quiet poster to signal transitions and gain attention
- Praise students’ quick response to PAX Quiet
- If students do not respond, correct, and practice the process again.

This month, be ready to tackle...

Hunting Safety

Thank a Veteran

Being Thankful

Giving

October: Hunting Safety

Skill: Hunting Safety/Gun Safety

1. You will attend a presentation with Eddie the Eagle to discuss gun safety.

Standards: DSS.K-2.1 & DSS.3-5.1 Understand Self and Others
DSS.K-2.2 & DSS.3-5.2 Maintain Positive Relationships
DSS.K-2.3 & DSS.3-5.3 Exhibit Respectful Behavior
DSS.K-2.4 & DSS.3-5.4 Decision Making and Personal Responsibility
DSS.K-2.5 & DSS.3-5.5 Protect Emotional and Physical Safety
DSS.K-2.17 & DSS.3-5.17 Assume Responsible Leadership



November: Thank a Veteran



Skill: Showing Thanks

1. Make a card to thank a veteran. Use the supplies in your teacher toolkit. Allow each student to make a card. Cards will be distributed to local veterans and active military personnel.

Standards: DSS.K-2.1 & DSS.3-5.1 Understand Self and Others
DSS.K-2.2 & DSS.3-5.2 Maintain Positive Relationships
DSS.K-2.3 & DSS.3-5.3 Exhibit Respectful Behavior
DSS.K-2.4 & DSS.3-5.4 Decision Making and Personal Responsibility
DSS.K-2.17 & DSS.3-5.17 Assume Responsible Leadership
DSS.3-5.11 Develop Career Awareness
DSS.3-5.13 Careers and Life Success

November: Thankful




Skill: Being Thankful

to the read aloud of “Bear Says Thanks”

<https://www.youtube.com/watch?v=LUsp8k2Lh0>

2. Discuss with students what it means to be thankful.
3. Complete Thankful Turkey activity in Teacher Toolkit. Turkey template can be found at <https://www.printabulls.com/holidays/thanksgiving/printable-turkey-templates>



Standards: DSS.K-2.1 & DSS.3-5.1 Understand Self and Others
DSS.K-2.2 & DSS.3-5.2 Maintain Positive Relationships
DSS.K-2.3 & DSS.3-5.3 Exhibit Respectful Behavior
DSS.K-2.4 & DSS.3-5.4 Decision Making and Personal Responsibility

November: Giving

Skill: Giving Unto Others

1. Discuss what is an appropriate and inappropriate tootle.
2. Students will randomly draw a classmate's name and write them a tootle.

Standards: DSS.K-2.1 & DSS.3-5.1 Understand Self and Others
DSS.K-2.2 & DSS.3-5.2 Maintain Positive Relationships
DSS.K-2.3 & DSS.3-5.3 Exhibit Respectful Behavior
DSS.K-2.4 & DSS.3-5.4 Decision Making and Personal Responsibility
DSS.K-2.17 & DSS.3-5.17 Assume Responsible Leadership



December: Kindness

Skill: Showing Empathy and Respect

Practice Time!

1. Begin each day by practicing the school cheer with your students!

The cheer is:

C! Come to School!

E! Excel!

S! Show Respect!

Panthers always do their best!

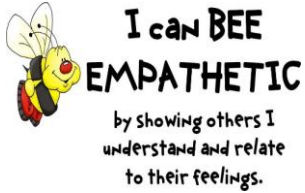
2. Watch the following video about kindness:

https://www.youtube.com/watch?v=a4hyVZaiN_Y

This month, be ready to tackle...

Empathy

Random Acts of Kindness




December: Empathy


Skill: Showing Empathy

1. Log-in to TEAMS and watch a staff member read “A Flicker of Hope”
2. Complete Empathy Activity in Teacher Toolkit.

Example:



- Standards:
- DSS.K-2.1 & DSS.3-5.1 Understand Self and Others
 - DSS.K-2.2 & DSS.3-5.2 Maintain Positive Relationships
 - DSS.K-2.3 & DSS.3-5.3 Exhibit Respectful Behavior
 - DSS.K-2.4 & DSS.3-5.4 Decision Making and Personal Responsibility
 - DSS.K-2.17 & DSS.3-5.17 Assume Responsible Leadership



December: Giving

Skill: Giving Unto Others

1. Listen to the read aloud "Bucket Filler":
<https://www.youtube.com/watch?v=0Z8zjHwnMFM>
2. Bucket Filler and Bucket Dipper Boom Card activity as a whole group.

Standards: DSS.K-2.1 & DSS.3-5.1 Understand Self and Others
DSS.K-2.2 & DSS.3-5.2 Maintain Positive Relationships
DSS.K-2.3 & DSS.3-5.3 Exhibit Respectful Behavior
DSS.K-2.4 & DSS.3-5.4 Decision Making and Personal Responsibility
DSS.K-2.17 & DSS.3-5.17 Assume Responsible Leadership



January: Growing Up

Skill: Adult Life Skills

Practice Time!

1. Begin each day by practicing the school cheer with your students!

The cheer is:

C! Come to School!

E! Excel!

S! Show Respect!

Panthers always do their best!

Watch the following video to learn about entrepreneurship

<https://www.youtube.com/watch?v=Sc-yHMF7mNo>

This month, be ready to tackle...

Careers

EntrEd

Money

Personal Care



January: Careers



Skill: Career Exploration

1. Watch the following video about Careers:
<https://www.youtube.com/watch?v=soKR6D90WQ>
2. On January 13th students will come to school dressed as their desired career. Students will also draw a picture illustrating themselves in that career.
3. Students will begin their Smart 529 Essay “What I want to be when I grow up”. Be sure to keep your students’ essays to work on later in the year.

Standards: DSS.K-2.1 & DSS.3-5.1 Understand Self and Others
DSS.K-2.2 & DSS.3-5.2 Maintain Positive Relationships
DSS.K-2.3 & DSS.3-5.3 Exhibit Respectful Behavior
DSS.K-2.4 & DSS.3-5.4 Decision Making and Personal Responsibility
DSS.K-2.17 & DSS.3-5.17 Assume Responsible Leadership
DSS.3-5.13 Careers and Life Success
DSS.3-5.6 Develop Academic Motivation
DSS.3-5.9 Prepare for Post-Secondary Success
DSS.3-5.10 Plan to Achieve Goals
DSS.3-5.11 Develop Career Awareness
DSS.3-5.12 Develop Career and Life Plan

January: EntrEd



Skill: Entrepreneurship

Following video about kids who created their own business: <https://www.youtube.com/watch?v=XQ4RESzO2wI>

Standards: DSS.K-2.1 & DSS.3-5.1 Understand Self and Others
DSS.K-2.2 & DSS.3-5.2 Maintain Positive Relationships
DSS.K-2.3 & DSS.3-5.3 Exhibit Respectful Behavior
DSS.K-2.4 & DSS.3-5.4 Decision Making and Personal Responsibility
DSS.K-2.17 & DSS.3-5.17 Assume Responsible Leadership
DSS.K-2.18 & DSS.3-5.18 Practice Financial Responsibility
DSS.3-5.13 Careers and Life Success
DSS.3-5.10 Plan to Achieve Goals

January: Money

Skill: Value of Money

1. Teachers will engage in a classroom discussion about why we need money. Use the items in the Teacher Toolkit to complete the money activity.

savings - Savings are the money that you keep, especially in a bank or other financial institution. Savings can also be simply described to put money aside for future use. Savings are a source of cash for emergencies, short-term goals and are also a source of investment.

debt – Debt is something, especially money that owes to someone else

credit -An agreement to provide goods, perform services or transfer money in exchange for expected, anticipated payments in the future with interest by a certain date or according to a certain schedule. Also, a credit can be described as the use of someone else’s money for a fee.

borrow – To take money with the promise of paying it back



deposit – A deposit is a payment, especially to a bank account, which you pay as the first part of the total payment amount for something. Also, a deposit is the amount of money you pay when you rent something and is returned to you when you return the thing you rented

loan - A loan is an amount of money that is borrowed, often from a bank, and must be repaid, usually along with an additional amount of money that you must pay as a fee for borrowing.

budget - A budget is commonly referred to as a plan that clearly demonstrates how much money a person or organization will earn and how much they will need, or how much they will be able to spend.

spend – to use money

earn – to get money by doing something, usually working

- Standards: DSS.K-2.1 & DSS.3-5.1 Understand Self and Others
 DSS.K-2.2 & DSS.3-5.2 Maintain Positive Relationships
 DSS.K-2.3 & DSS.3-5.3 Exhibit Respectful Behavior
 DSS.K-2.4 & DSS.3-5.4 Decision Making and Personal Responsibility
 DSS.K-2.17 & DSS.3-5.17 Assume Responsible Leadership
 DSS.K-2.18 & DSS.3-5.18 Practice Financial Responsibility
 DSS.3-5.13 Careers and Life Success
 DSS.3-5.10 Plan to Achieve Goals



January: Personal Care

Skill: Taking Care of Yourself



1. Listen to the read aloud “Pig the Stinker”
[Pig the Stinker Read aloud \(youtube.com\)](https://www.youtube.com/watch?v=...)
2. Pre-K through 2nd Grade teachers will work on tying shoes with students. If students are already able to tie shoes, they will receive a pair of special shoelaces.
3. View Nurse Lindsay’s Self-Care Videos on TEAMS.
4. If you wish to participate in both activities, you may!!

Standards: DSS.K-2.1 & DSS.3-5.1 Understand Self and Others
DSS.K-2.2 & DSS.3-5.2 Maintain Positive Relationships
DSS.K-2.3 & DSS.3-5.3 Exhibit Respectful Behavior
DSS.K-2.4 & DSS.3-5.4 Decision Making and Personal Responsibility
DSS.K-2.5 & DSS.3-5.5 Protect Emotional and Physical Safety
DSS.K-2.17 & DSS.3-5.17 Assume Responsible Leadership
DSS.3-5.13 Careers and Life Success

February: Multicultural

Skill: Exploring Other Cultures



Practice Time!

each day by practicing the school cheer with your students!

The cheer is:

C! Come to School!

E! Excel!

S! Show Respect!

Panthers always do their best!

2. Teachers will escort their classroom to multicultural day at Clay Elementary.

This month, be ready to tackle...

Diversity

Friendship

Multicultural


Multicultural

February: Diversity

Skill: We Are All Different

1. Watch the Diversity Egg Lesson: [Diversity Eggs Lesson \(youtube.com\)](https://www.youtube.com/watch?v=...)
2. Discuss with students:
 - “How are the eggs the same on the outside?”
 - “What makes them different?”
 - “How are the eggs the same on the inside?”
 - “What makes them different on the inside?”
3. Discuss how we look different on the outside but have the same feelings and dreams on the inside.

Standards: DSS.K-2.1 & DSS.3-5.1 Understand Self and Others
DSS.K-2.2 & DSS.3-5.2 Maintain Positive Relationships
DSS.K-2.3 & DSS.3-5.3 Exhibit Respectful Behavior
DSS.K-2.4 & DSS.3-5.4 Decision Making and Personal Responsibility
DSS.K-2.17 & DSS.3-5.17 Assume Responsible Leadership
DSS.K-2.16 & DSS.3-5.16 Promote Social Justice
DSS.3-5.14 Acquire a Diverse and Knowledgeable World View



February: Friendship

Skill: Being a Good Friend

1. Students will randomly draw a classmate's name. The students will then create a Valentine's Day card for that classmate and exchange. Supplies can be found in the Teacher Tool-kit.

Standards: DSS.K-2.1 & DSS.3-5.1 Understand Self and Others
DSS.K-2.2 & DSS.3-5.2 Maintain Positive Relationships
DSS.K-2.3 & DSS.3-5.3 Exhibit Respectful Behavior
DSS.K-2.4 & DSS.3-5.4 Decision Making and Personal Responsibility
DSS.K-2.17 & DSS.3-5.17 Assume Responsible Leadership



February: Multicultural

Skill: Exploring Other Cultures



1. Watch the read aloud of “The Crayon Box That Talked”

<https://www.youtube.com/watch?app=desktop&v=sqiwQUUw0jE>

2. Discuss with students how it is good to be different and we should celebrate those differences.

Standards: DSS.K-2.1 & DSS.3-5.1 Understand Self and Others
DSS.K-2.2 & DSS.3-5.2 Maintain Positive Relationships
DSS.K-2.3 & DSS.3-5.3 Exhibit Respectful Behavior
DSS.K-2.4 & DSS.3-5.4 Decision Making and Personal Responsibility
DSS.K-2.17 & DSS.3-5.17 Assume Responsible Leadership
DSS.K-2.16 & DSS.3-5.16 Promote Social Justice
DSS.3-5.14 Acquire a Diverse and Knowledgeable World View

February: Multicultural

Skill: Exploring Other Cultures

1. Students will experience cultures throughout the world with Sharina Smith.
2. Review expectations with students.

Standards: DSS.K-2.1 & DSS.3-5.1 Understand Self and Others
DSS.K-2.2 & DSS.3-5.2 Maintain Positive Relationships
DSS.K-2.3 & DSS.3-5.3 Exhibit Respectful Behavior
DSS.K-2.4 & DSS.3-5.4 Decision Making and Personal Responsibility
DSS.K-2.17 & DSS.3-5.17 Assume Responsible Leadership
DSS.K-2.16 & DSS.3-5.16 Promote Social Justice
DSS.3-5.14 Acquire a Diverse and Knowledgeable World View



March: Healthy Habits

Skill: Taking Care of Ourselves

Practice Time!

- 1. Begin each day by practicing the school cheer with your students!**

The cheer is:

C! Come to School!

E! Excel!

S! Show Respect!

Panthers always do their best!

- 2. Students will practice running in gym class to build up endurance.**

Teacher Monthly Toolkit: What's On My Plate Activity


This month, be ready to tackle...

March 4: Eating

March 11: Sleeping

March 18: Exercising

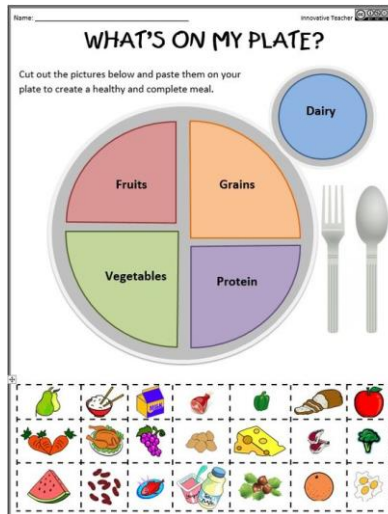
March: Eating



Skill: Eating Healthy

1. Watch the read aloud of “Muncha! Muncha! Muncha!”
<https://www.youtube.com/watch?app=desktop&v=qgmpZGmrSBw>
2. Discuss healthy eating habits and the five food groups: fruits, vegetables, grains, protein, and dairy.
3. Teachers will complete the What’s on My Plate Activity provided in the Teacher Tool-kit.

Example:




- Standards: DSS.K-2.1 & DSS.3-5.1 Understand Self and Others
DSS.K-2.2 & DSS.3-5.2 Maintain Positive Relationships
DSS.K-2.3 & DSS.3-5.3 Exhibit Respectful Behavior
DSS.K-2.4 & DSS.3-5.4 Decision Making and Personal Responsibility
DSS.K-2.5 & DSS.3-5.5 Protect Emotional and Physical Safety
DSS.K-2.17 & DSS.3-5.17 Assume Responsible Leadership
DSS.3-5.13 Careers and Life Success

March: Sleeping

Skill: Importance of Sleeping

1. Discuss the importance of sleeping and the appropriate amount of sleep required.
2. Students will participate in pajama day during the week to promote good sleeping habits.



Standards: DSS.K-2.1 & DSS.3-5.1 Understand Self and Others
DSS.K-2.2 & DSS.3-5.2 Maintain Positive Relationships
DSS.K-2.3 & DSS.3-5.3 Exhibit Respectful Behavior
DSS.K-2.4 & DSS.3-5.4 Decision Making and Personal Responsibility
DSS.K-2.5 & DSS.3-5.5 Protect Emotional and Physical Safety
DSS.K-2.17 & DSS.3-5.17 Assume Responsible Leadership
DSS.3-5.13 Careers and Life Success



March: Exercise

Skill: Healthy Exercise

1. Teacher will engage in a GoNoodle activity with students or take their class on a healthy classroom walk.
2. Discuss with students the benefits of exercise.

Standards: DSS.K-2.1 & DSS.3-5.1 Understand Self and Others
DSS.K-2.2 & DSS.3-5.2 Maintain Positive Relationships
DSS.K-2.3 & DSS.3-5.3 Exhibit Respectful Behavior
DSS.K-2.4 & DSS.3-5.4 Decision Making and Personal Responsibility
DSS.K-2.5 & DSS.3-5.5 Protect Emotional and Physical Safety
DSS.K-2.17 & DSS.3-5.17 Assume Responsible Leadership
DSS.3-5.13 Careers and Life Success



April: Helping the Planet



Skill: Exploring Nature

Practice Time!

- 1. Begin each day by practicing the school cheer with your students!**

The cheer is:

C! Come to School!

E! Excel!

S! Show Respect!

Panthers always do their best!

- 2. Each class will plant flowers outside of Clay Elementary.**

This month, be ready to tackle...

Growth Mind Set

Reduce

Reuse

Recycle

April: Growth Mind-set




Skill: Thought Process

1. Teachers will complete the Melting video on GoNoodle:

<https://www.bing.com/videos/search?q=melting+video+go+noodle&docid=607997086657348818&mid=F25FCAF417372FF52225F25FCAF417372FF52225&view=detail&FORM=VIRE>

Standards: DSS.K-2.1 & DSS.3-5.1 Understand Self and Others
DSS.K-2.2 & DSS.3-5.2 Maintain Positive Relationships
DSS.K-2.3 & DSS.3-5.3 Exhibit Respectful Behavior
DSS.K-2.4 & DSS.3-5.4 Decision Making and Personal Responsibility
DSS.K-2.5 & DSS.3-5.5 Protect Emotional and Physical Safety
DSS.K-2.17 & DSS.3-5.17 Assume Responsible Leadership
DSS.3-5.13 Careers and Life Success

April: Reduce



Skill: Reducing Waste

1. Teachers will discuss with students' ways to reduce their environmental footprint through reusing items and recycling.
2. Watch: <https://pbskids.org/video/ready-jet-go/3027722846>

Standards: DSS.K-2.1 & DSS.3-5.1 Understand Self and Others
DSS.K-2.2 & DSS.3-5.2 Maintain Positive Relationships
DSS.K-2.3 & DSS.3-5.3 Exhibit Respectful Behavior
DSS.K-2.4 & DSS.3-5.4 Decision Making and Personal Responsibility
DSS.K-2.5 & DSS.3-5.5 Protect Emotional and Physical Safety
DSS.K-2.17 & DSS.3-5.17 Assume Responsible Leadership
DSS.3-5.13 Careers and Life Success

April: Reuse



Skill: Reusing Goods

1. View “Michael Recycles” read aloud at <https://www.youtube.com/watch?v=blQAaZl476E>
2. Watch the following video about Reusing items: [How old is the Earth? - Mystery Science](#)
3. Students will bring in items to turn into an invention of their choice. Items should be things that would be able to be recycled such as magazines, small boxes, newspapers, plastic bottle/jugs, card board, plastic/paper bags, etc.


Standards: DSS.K-2.1 & DSS.3-5.1 Understand Self and Others
DSS.K-2.2 & DSS.3-5.2 Maintain Positive Relationships
DSS.K-2.3 & DSS.3-5.3 Exhibit Respectful Behavior
DSS.K-2.4 & DSS.3-5.4 Decision Making and Personal Responsibility
DSS.K-2.5 & DSS.3-5.5 Protect Emotional and Physical Safety
DSS.K-2.17 & DSS.3-5.17 Assume Responsible Leadership
DSS.3-5.13 Careers and Life Success

April: Recycle

Skill: Recycling

1. Clay Recycling will come in to discuss recycling with each individual classroom or grade level.

Standards: DSS.K-2.1 & DSS.3-5.1 Understand Self and Others
DSS.K-2.2 & DSS.3-5.2 Maintain Positive Relationships
DSS.K-2.3 & DSS.3-5.3 Exhibit Respectful Behavior
DSS.K-2.4 & DSS.3-5.4 Decision Making and Personal Responsibility
DSS.K-2.5 & DSS.3-5.5 Protect Emotional and Physical Safety
DSS.K-2.17 & DSS.3-5.17 Assume Responsible Leadership
DSS.3-5.13 Careers and Life Success



May: What's Next?



Skill: Transitions

Practice Time!

1. **Begin each day by practicing the school cheer with your students!**

The cheer is:

C! Come to School!

E! Excel!

S! Show Respect!

Panthers always do their best!

2. **Students and teachers will engage in end of the year bash!**

This month, be ready to tackle...

Sun/Water Safety

Transition

May: Sun/Water Safety



Skill: Being Safe this Summer

1. Watch the video presentation on water safety at <https://www.youtube.com/watch?app=desktop&v=0o71KmM2Mmc>
2. Watch the following video on sun safety: <https://www.youtube.com/watch?v=7UWvqNeqX6E>
3. <https://m.youtube.com/watch?v=vxAsoBXmCJk> or <https://www.youtube.com/watch?app=desktop&v=vxAsoBXmCJk>

Standards: DSS.K-2.1 & DSS.3-5.1 Understand Self and Others
DSS.K-2.2 & DSS.3-5.2 Maintain Positive Relationships
DSS.K-2.3 & DSS.3-5.3 Exhibit Respectful Behavior
DSS.K-2.4 & DSS.3-5.4 Decision Making and Personal Responsibility
DSS.K-2.5 & DSS.3-5.5 Protect Emotional and Physical Safety
DSS.K-2.17 & DSS.3-5.17 Assume Responsible Leadership
DSS.3-5.13 Careers and Life Success

May: Transition

Skill: Transitioning

1. Teachers and students will engage in step-up day activities.

Standards: DSS.K-2.1 & DSS.3-5.1 Understand Self and Others
DSS.K-2.2 & DSS.3-5.2 Maintain Positive Relationships
DSS.K-2.3 & DSS.3-5.3 Exhibit Respectful Behavior
DSS.K-2.4 & DSS.3-5.4 Decision Making and Personal Responsibility
DSS.K-2.5 & DSS.3-5.5 Protect Emotional and Physical Safety
DSS.K-2.17 & DSS.3-5.17 Assume Responsible Leadership
DSS.3-5.13 Careers and Life Success

“Count on Me”

By Bruno Mars

Oh-oh-oh

If you ever find yourself stuck in the middle of the sea

I'll sail the world to find you

If you ever find yourself lost in the dark and you can't see

I'll be the light to guide you

We find out what we're made of

When we are called to help our friends in need

You can count on me like 1, 2, 3

I'll be there

And I know when I need it

I can count on you like 4, 3, 2

And you'll be there

'Cause that's what friends are supposed to do, oh yeah

Ooh-ooh-ooh-ooh-ooh

Ooh-ooh-ooh-ooh-ooh

Ooh, yeah, yeah

If you're tossin' and you're turnin'

And you just can't fall asleep

I'll sing a song beside you

And if you ever forget how much you really mean to me

Every day I will remind you, oh

We find out what we're made of

When we are called to help our friends in need

You can count on me like 1, 2, 3

I'll be there

And I know when I need it

I can count on you like 4, 3, 2

And you'll be there

'Cause that's what friends are supposed to do, oh yeah

Ooh-ooh-ooh-ooh-ooh

Ooh-ooh-ooh-ooh-ooh

Ooh, yeah, yeah

You'll always have my shoulder when you cry

I'll never let go

Never say goodbye

You know...

You can count on me like 1, 2, 3

I'll be there

And I know when I need it

I can count on you like 4, 3, 2

And you'll be there

'Cause that's what friends are supposed to do, oh yeah

Ooh-ooh-ooh-ooh-ooh

Ooh-ooh-ooh-ooh-ooh

Ooh

You can count on me, 'cause I can count on you